

## Getting Started With Testout/Labsim

Getting ready to use Labsim for this class is a multi-step process. The steps for getting started include:

1. Purchasing the Labsim product. You can either buy it at the CBC bookstore, or directly from Testout.
2. Setting up your Labsim account at the Testout web site and registering your product. If you've used a different Labsim product in a different class, you won't need to create another account. But you will still have to register the new Labsim product.
3. Join the college at the Testout web site. Once again, you won't need to do this if you've used Labsim before.
4. Join the class. This is what allows me to see and grade your work.

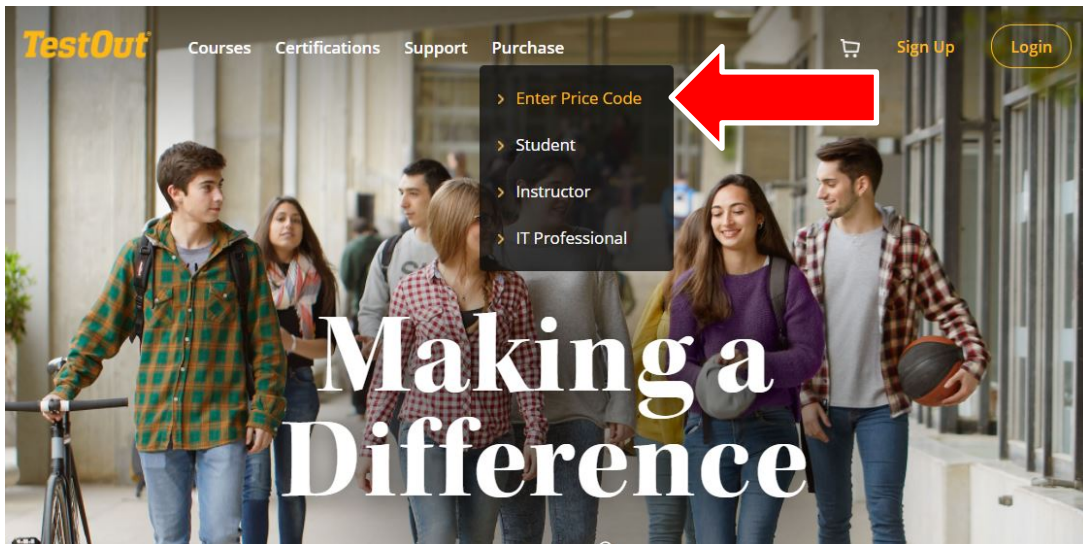
Getting through all of the steps can be a little confusing the first time you do it, so I created this document to help guide you through the purchasing process. After you've purchased the access code for your Labsim product, you should watch the videos from Testout that show you how to complete the last 3 steps in the process.

Just one word of caution before you begin. Testout changes their web site's interface fairly frequently, so some of the screen shots in guide may not match up exactly with what you see as you go through the steps. If the web site interface has changed you should still be able to use the document as a general guide; you may just have to search around for buttons or textboxes if they've been moved. As you go through the document you will see **highlighted** sections. This indicates a place where you'll need to enter information.

### Purchasing Labsim

When you purchase a Labsim you're actually just buying an access code. You can either buy the Labsim product code at the CBC bookstore, or directly from Testout at their web site. If you buy it at the CBC bookstore you will receive an envelope containing the access code, and you can skip this document.

1. To buy the Labsim product directly from Testout go to [www.testout.com](http://www.testout.com)
2. Select **Purchase > Enter Price Code** from the menu at the top of the page.




3. Enter the following Promo Code in the Price Code box: **14-232TA**

4. You will be taken to the Price List page. Select the title required for this class.






- **CS123** the product is **PC Pro**
- **CS223** the product is **Linux Pro**
- **CS231** the product is **Network Pro**

You may have to scroll down to find the product for your class. After you have selected the correct Labsim product, click the **Add to Cart** button.




## Price List

The products and pricing available to you are listed below.



Item	Price
 <b>TestOut Client Pro</b> 18-Month License ISBN: 978-1-935080-45-9	\$129.00 <a href="#">Add to Cart</a>
 <b>TestOut Desktop Pro</b> 18-Month License ISBN: 978-1-935080-52-7	\$109.00 <a href="#">Add to Cart</a>
 <b>TestOut Desktop Pro Plus</b> 18-Month License ISBN: 978-1-935080-64-0	\$129.00 <a href="#">Add to Cart</a>
 <b>TestOut Ethical Hacker Pro</b> 18-Month License ISBN: 978-1-935080-69-5	\$179.00 <a href="#">Add to Cart</a>
 <b>TestOut IT Fundamentals Pro</b> 18-Month License ISBN: 978-1-935080-70-1	\$129.00 <a href="#">Add to Cart</a>

- This will take you to the Shopping Cart page. Click the **Checkout** button.



## Shopping Cart

Review the items in your cart below. LabSim courses and exams are delivered online. You will receive an activation code by email that will allow you to access the content from your LabSim account.

Cart Item	Price	Quantity	Total
 <b>TestOut Network Pro</b> 18-Month License ISBN: 978-1-935080-43-5	\$129.00	1 	\$129.00

Total **\$129.00**

[Continue Shopping](#) | [Start Over](#)

**Checkout**

---

- This will take you to the Checkout Page. Enter **Columbia Basin College** in the Institution box. You must enter it exactly as it appears in the Testout database to ensure you qualify for the discount, so don't enter CBC, enter Columbia Basin College. To help you as you type the form will autofill and allow you to select Columbia Basin College. You will also be required to accept the license agreement and enter your payment information before proceeding.

**TestOut** Support

## Checkout

1 Information Payment Receipt

### Institution & Terms

Institution

I am a student at this institution

I accept the [TestOut License Terms](#).

### Delivery

Enter the full name of the institution you attend. We will associate any LabSim products in your order with the selected institution.

Use of LabSim products is subject to the TestOut license terms.

- After payment is received and processed (this usually happens very quickly) you will be sent a receipt email with an Activation Code. **DO NOT DELETE OR Destroy this code!** This code will be used to activate your Labsim course. The code will look something like: **V3HY-AZVY-9QZY-2H4T**. If you bought your Labsim from the CBC Bookstore the envelope you received will have this code inside.
- Now that you are finished with ordering, you will be ready to activate your new Labsim courseware title.